



THE LONDON RANGE

EGS LONDON

The London Pergola provides a building system that can be fully enclosed to provide thermally insulated and acoustically quiet extra space for a wide variety of purposes.

Being a sectional design it can be transported and built at sites with limited access and is available in a wide range of sizes from 3m x 3m to 5m x 6m in coverage with further units being able to be joined together as needed.

WIND AND SNOW LOADS

The London is a fully engineered structure and at its largest size has a snow load of 50 kg / m² in combination with a wind force rating of 100 km / h. A reinforced version is also available capable of holding a snow load of up to 100 kg / m²

INSULATION

The building is offered with a range of insulation systems with 30/70 mm-thick roof as standard or with deeper sandwich panels as needed. This guarantees excellent thermal and acoustic, insulation properties.

ACOUSTIC COMFORT

We offer a full anti-reverberation internal soundproofing system with 70 mm-thick absorbent panels of mineral wool that guarantee the limitation of reverberation to around T 0.

MAINTENANCE FREE

The London unit requires minimal maintenance or after-sales service bar periodic cleaning.

8 - INTEGRATED WATER DRAINAGE

The London pergola has an integrated rainwater drainage system in the columns and peripheral profiles. The evacuation holes can be placed in two different positions to facilitate the integration of the product.

INTEGRATED LIGHTING

The Pergola features an integrated lighting system using LED strips or indirect RGB lighting.

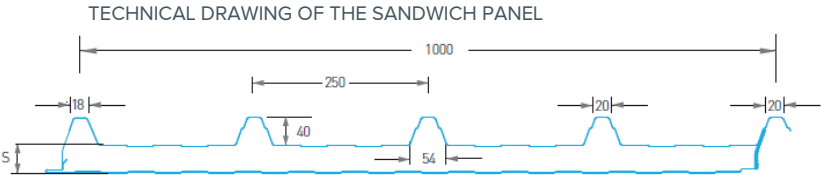
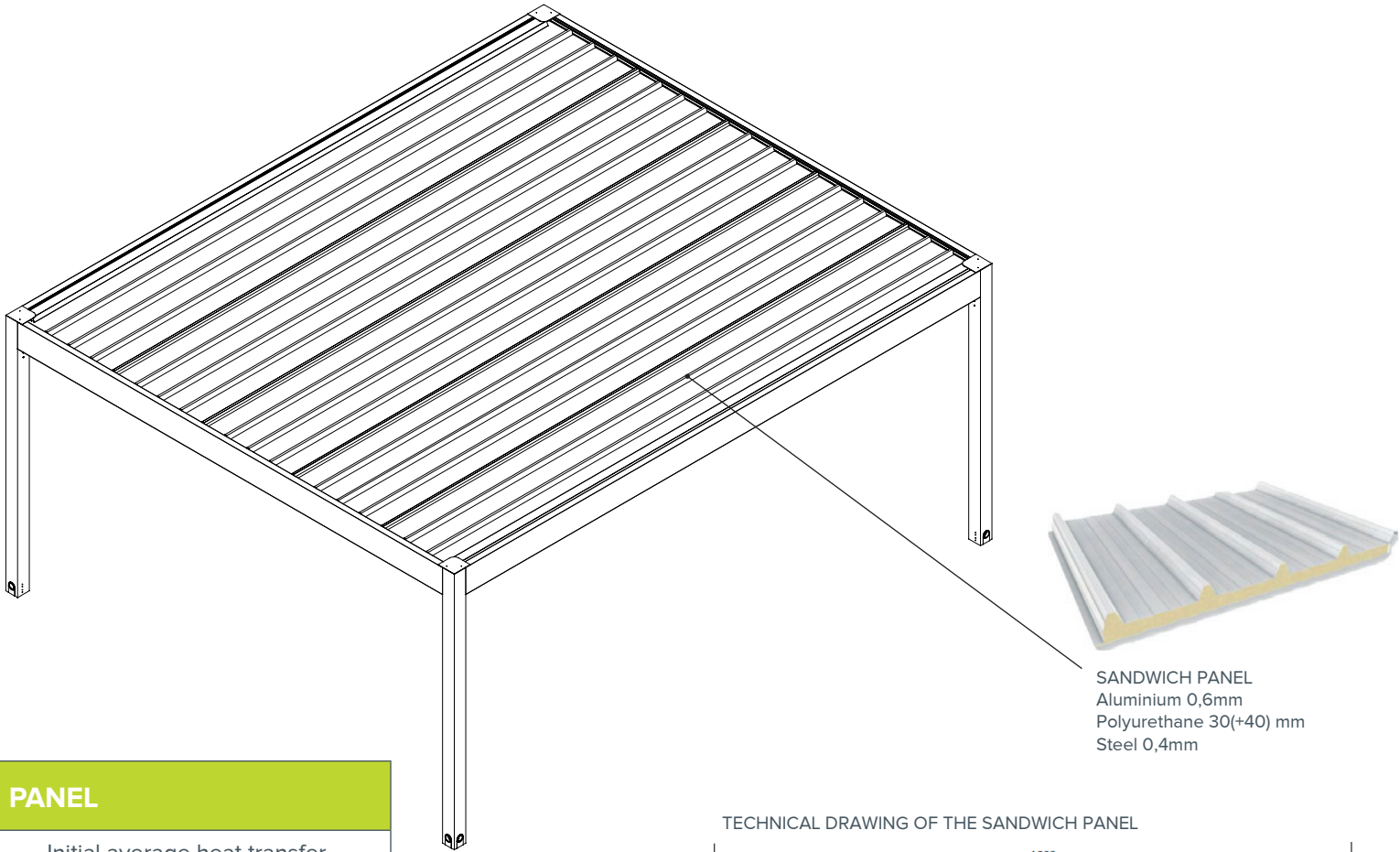
ROLLING CURTAINS AND SLIDING GLASS PANELS

The London is can be fully equipped with a wide range of perimeter closures, including wind down fabric awnings with ZIP technology, sliding glass door systems and window profiles matching the structure.

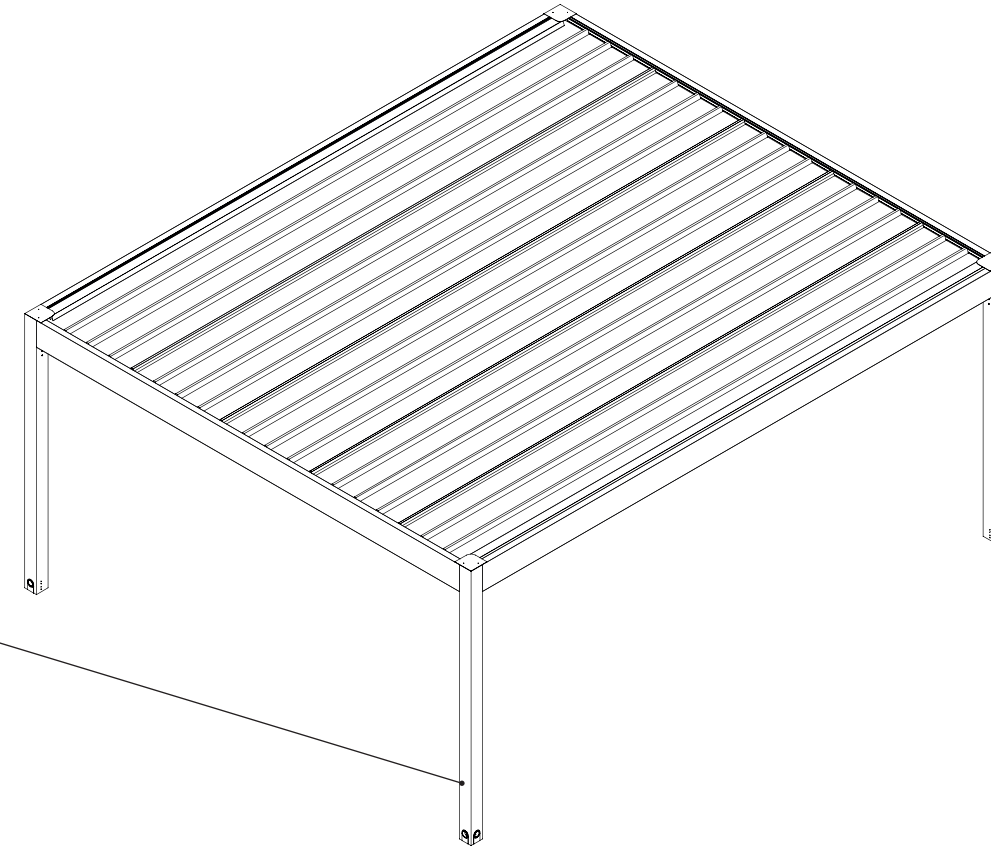
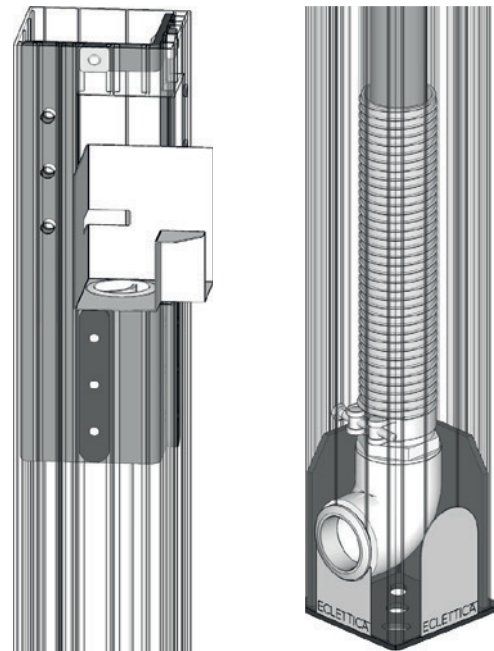


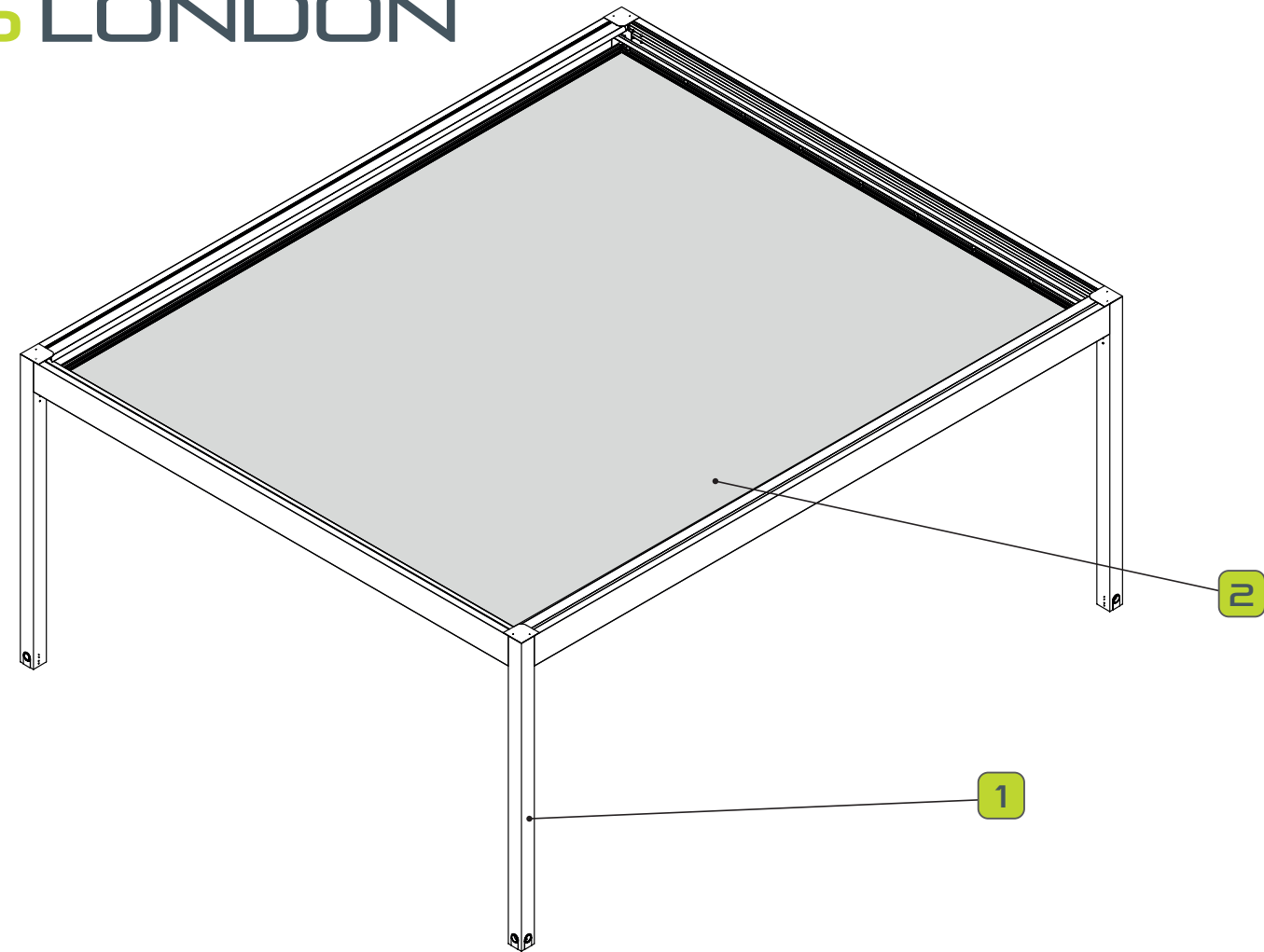


TRANSMITTANCE INDEX OF SANDWICH PANEL		
Panel thickness (mm)	Thermal transmittance in accordance with UNI EN 14509 A.10 U (W/m2 K)	Initial average heat transfer coefficient in accordance with EN ISO 6946 K (W/m2 K)
30	0,73	0,55



PILLAR WITH DOWNPIPE

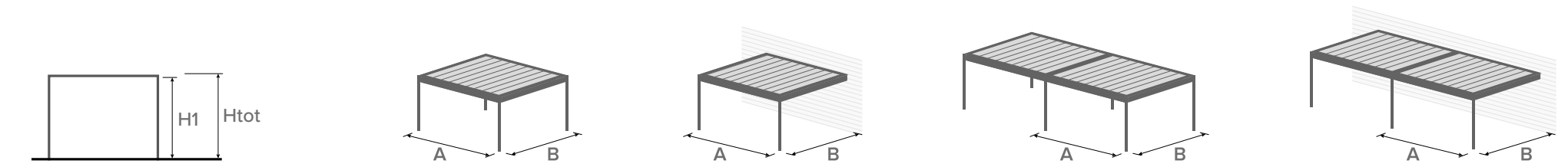




TYPE	MATERIALS	STRUCTURE'S VERSIONS
Isothermal pergola with fixed roof	<ul style="list-style-type: none">AluminumPVC	<ul style="list-style-type: none">Freestanding / wall mountedModular setup

1 STRUCTURE'S COLOURS	2 ROOF'S MATERIALS AND COLOURS
<div><div></div>Special Grey</div> <div><div></div>White Matt</div> <div><div></div>Dark Brown Matt</div> <div><div></div>Dove Grey Matt</div>	<div><div></div>White 096-8102</div> <div><div></div>Champagne 096-1103</div> <div><div></div>Dove-Grey 096-2135</div> <div><div></div>Grey 096-2171</div> <div><div></div>Soltis 96</div>
<div>- Smooth or matt textured finish and RAL colours available upon request</div> <div>- More colours available upon request</div>	

EGS LONDON - DIMENSIONS




MAX DIMENSIONS																							
A	B	H1	Htot	A	B	H1	Htot	A	B	H1	Htot	A	B	H1	Htot	A	B	H1	Htot	A	B	H1	Htot
300	300	240	266	350	300	240	266	400	300	240	266	450	300	240	266	500	300	240	266	600	300	240	266
		300	326			300	326			300	326			300	326			300	326			300	326
	350	240	266		350	240	266		350	240	266		350	240	266		350	240	266		350	240	266
		300	326			300	326			300	326			300	326			300	326			300	326
	400	240	266		400	240	266		400	240	266		400	240	266		400	240	266		400	240	266
		300	326			300	326			300	326			300	326			300	326			300	326
	450	240	266		450	240	266		450	240	266		450	240	266		450	240	266		450	240	266
		300	326			300	326			300	326			300	326			300	326			300	326
	500	240	266		500	240	266		500	240	266		500	240	266		500	240	266		500	240	266
		300	326			300	326			300	326			300	326			300	326			300	326

Bespoke units can be manufactured at special dimensions so as to enable a precise fit to any space.
Size is no problem – we can build what you need.



EGS LONDON - OPTIONALS

VERTICAL ZIPPER CLOSURE



STRUCTURE'S COLOURS



White Matt



Dove Grey Matt



Dark Brown Matt



Special Grey

VOK WALL COLOURS



White



Dove Grey



Champagne



Grey



EGS LONDON - OPTIONALS

VOK WALL - ROLLER BLIND CLOSURE



STRUCTURE'S COLOURS

-  White Matt
-  Dark Brown Matt

-  Dove Grey Matt
-  Special Grey

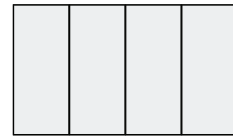
VOK WALL COLOURS

-  White
-  Champagne
-  Dove Grey
-  Grey



EGS LONDON - OPTIONALS

GLASS SHUTTER - SLIDING DOOR CLOSURE



STANDARD PROFILE COLOURS



White RAL 9101



Sand RAL 1019



Brown RAL 8017



Anthracite DR 703



EGS LONDON - OPTIONALS

VOK WALL - ROLLER BLIND CLOSURE



STRUCTURE'S COLOURS



White Matt



Dove Grey Matt



Dark Brown Matt



Special Grey

VOK WALL COLOURS



White



Dove Grey



Champagne



Grey





EGS **EVENT**
GARDEN SPACE LTD.

T 07917 373931 **E** david@gardenspaceltd.co.uk